


SF-H52P/H72P/H80P

Heavy duty Cutter



SF-H52P





SF-H72P/H80P

Product Introduction

SF-HD heavy duty paper cutters, three models. 300gsm paper full load keep working 24 hours. They are the most powerful to precisely cut large stacks of paper stock. Our SF-HD series of hydraulic and programmable paper cutter is the perfect cutter for print finishing and on-demand use. SF-HD uses 380V three-phase electricity. SF-HD paper cutters are available in fully-automatic models. Cutting widths are available up to 800 mm. If you are looking for a high quality, reliable hydraulic and programmable paper cutter; you have come to the right place. Whether your market is quick-print, copy shop, in-plant, offset, or on-demand, we have the ideal cutter for your needs. We design the paper cutting machines so that they are user friendly and easy to operate, thanks to features such as LED display touchscreen with full status, and side buttons for easy two-handed operation. Equipped with state of the art security features including CE standard safety beam guards, our cutters are designed to be safe.

Main Feature

- Aviation aluminum sheet table with hard oxidation treatment
- PC Board with safety relay and transducer control
- Clamp pressure from 2,000—20,000 N adjustable
- 100 programs with 30 steps each
- 15.6 inch touchscreen full-color display
- Heavy-duty complete strong design
- Industrial infrared safety guard
- AC Servo Motor
- Double linear guide rail back gauge control
- Hydraulic oil temperature check and cut depth compensation
- Air table
- Omron sensors
- Efficient foot pedal



SF-H52P/H72P/H80P

Heavy duty Cutter

Technical Parameters

Model	SF-H52P	SF-H72P	SF-H80P
Max cut width	520mm	720 mm	800 mm
Min cut length	30 mm	30 mm	30 mm
Max cut height	80 mm	100 mm	100 mm
Cut accuracy	0.2mm	0.2mm	0.2mm
Air table	Yes	Yes	Yes
Paper clamp	Hydraulic + Foot pedal	Hydraulic + Foot pedal	Hydraulic + Foot pedal
Backgauge control	Programmable	Programmable	Programmable
Display	10 inch touch screen	15.6 inch touch screen	15.6 inch touch screen
Safety mechanism	Blade lock + CE safety beam guard	Blade lock + CE safety beam guard	Blade lock + CE safety beam guard
Power supply	220V, 50-60Hz	380V, 50-60Hz	380V, three phase, 50-60Hz
Dimensions	W 1250 x D 1010 x H 1390 mm	W 1400 x D 1035 x H 1460 mm	W 1650 x D 1085 x H 1460 mm
Net weight	450 Kg	750 Kg	820 Kg
Gross weight	500 Kg	820 Kg	935 Kg



Heavy duty cutter
VIDEO

Application

